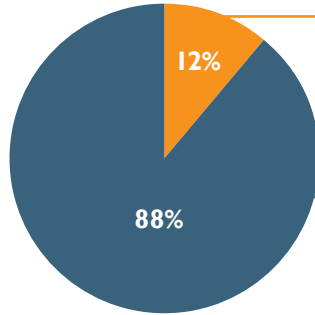




## VACANCY RATES INCREASED IN 2013

**12.4%**

VACANCY RATE FOR Q4 ABOVE NATIONAL AVERAGE FOR 2013 OF 12%



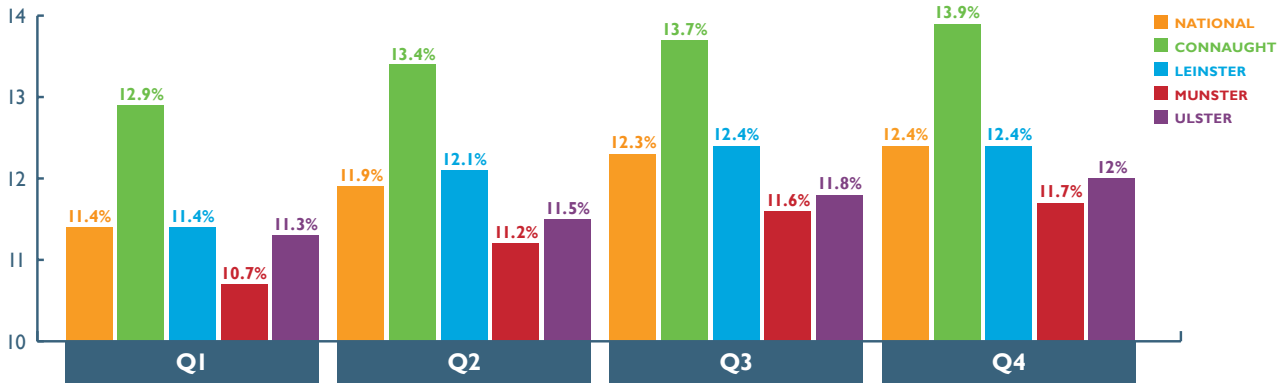
**27,585 VACANT UNITS**

TOTAL STOCK OF VACANT COMMERCIAL PROPERTIES INCREASED BY 2,153 FROM Q1 TO Q4 2013

**195,723 OCCUPIED UNITS**

TOTAL STOCK OF OCCUPIED COMMERCIAL PROPERTIES DECREASED BY 2,296 FROM Q1 TO Q4 2013

### VACANCY RATES IN EVERY PROVINCE HIGHER IN Q4 THAN Q1 2013



### VACANCY RATES IN EVERY COUNTY HIGHER IN Q4 THAN Q1 2013

#### CONNAUGHT

↑ Highest vacancy rate: Sligo 16%  
↓ Lowest vacancy rate: Mayo 12.7%

#### LEINSTER

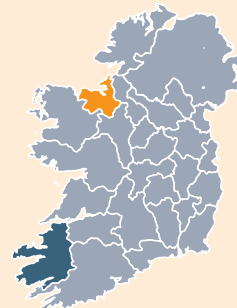
↑ Highest vacancy rate: Dublin 13.8%  
↓ Lowest vacancy rate: Westmeath 9.4%

#### MUNSTER

↑ Highest vacancy rate: Limerick 13.8%  
↓ Lowest vacancy rate: Kerry 8.9%

#### ULSTER

↑ Highest vacancy rate: Donegal 13.1%  
↓ Lowest vacancy rate: Monaghan 10.7%



**SLIGO**  
had the highest vacancy rates throughout 2013

**KERRY**  
had the lowest vacancy rates throughout 2013

### NATIONWIDE BREAKDOWN OF USE OF OCCUPIED ADDRESS POINTS BY SECTOR



**Services**  
81,799 units



**Industry**  
9,639 units



**Distribution**  
42,819 units



**Education**  
7,783 units



**Health & Social**  
15,384 units



**Financial**  
4,097 units



**Construction**  
12,117 units



**Public Administration**  
3,092 units

