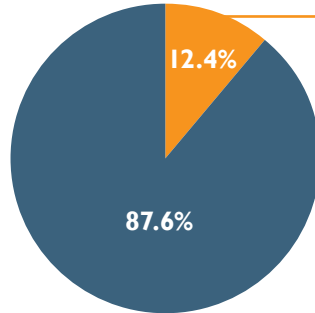




## COMMERCIAL VACANCY RATES Q1 2014

**12.4%**  
 NATIONAL  
 VACANCY RATE

**223,336**  
 TOTAL STOCK  
 OF COMMERCIAL  
 PROPERTIES



**27,791** VACANT  
 UNITS

TOTAL STOCK OF VACANT COMMERCIAL  
 PROPERTIES **INCREASED** BY 206 FROM  
 Q4 2013 TO Q1 2014

**195,545** OCCUPIED  
 UNITS

TOTAL STOCK OF OCCUPIED COMMERCIAL  
 PROPERTIES **DECREASED** BY 178 FROM  
 Q4 2013 TO Q1 2014

### NO SIGNIFICANT CHANGE IN COMMERCIAL VACANCY RATES

#### CONNAUGHT

- Highest vacancy rate: Sligo 16%
- Lowest vacancy rate: Mayo 12.9%

#### MUNSTER

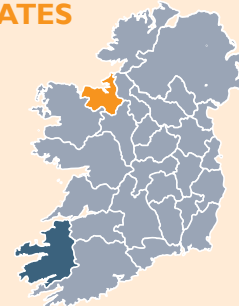
- Highest vacancy rate: Limerick 13.8%
- Lowest vacancy rate: Kerry 8.9%

#### LEINSTER

- Highest vacancy rate: Dublin 13.8%
- Lowest vacancy rate: Westmeath 9.3%

#### ULSTER

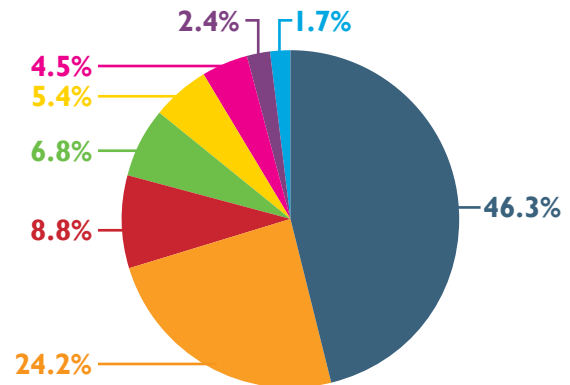
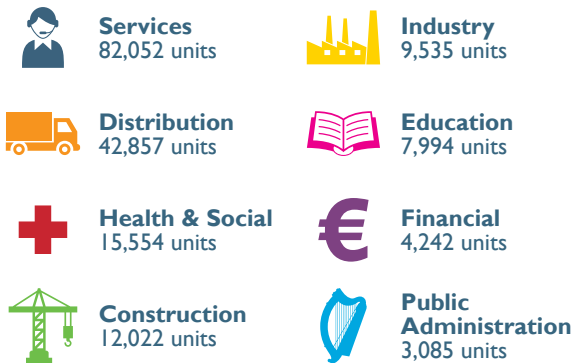
- Highest vacancy rate: Donegal 13%
- Lowest vacancy rate: Monaghan 10.7%



**SLIGO**  
 had the highest  
 vacancy rate in  
 Q1 2014

**KERRY**  
 had the lowest  
 vacancy rate in  
 Q1 2014

### NATIONWIDE BREAKDOWN OF USE OF OCCUPIED ADDRESS POINTS BY SECTOR



### COMMERCIAL VACANCY RATES IN SELECTED SHOPPING CENTRES AND STREETS

